

Chromatic Fingering Chart - Soprano Recorder



Practice Tips

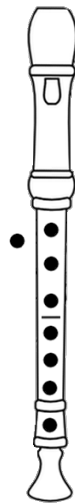
Always play with the highest degree of accuracy.

Practice slowly, especially the first few times you play a piece.

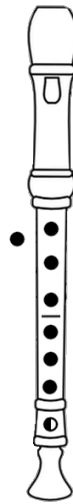
Feel free to repeat each line as many times as needed.

Always strive to make beautiful music.

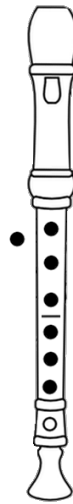
C



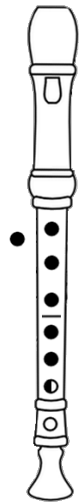
C[#]/ D^b



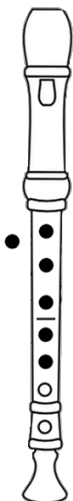
D



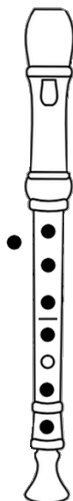
D[#]/ E^b



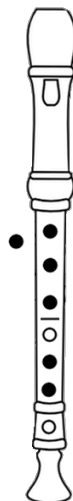
E



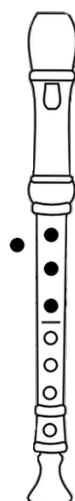
F



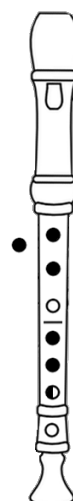
F[#]/ G^b



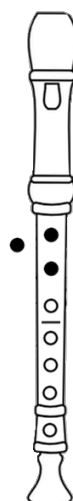
G



G[#]/ A^b


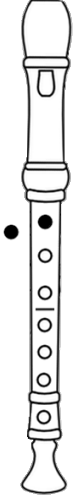

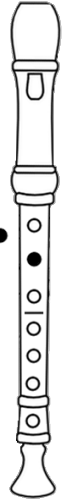

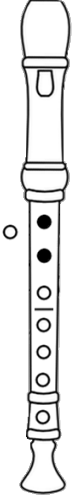



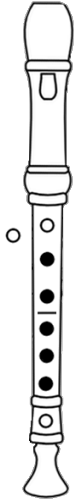

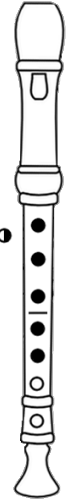

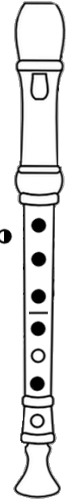

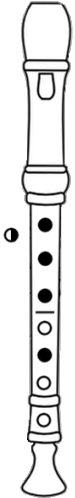

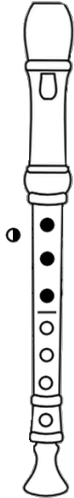

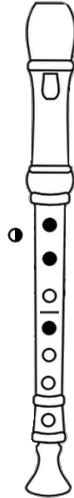

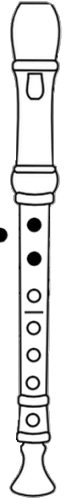

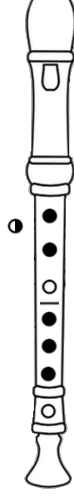

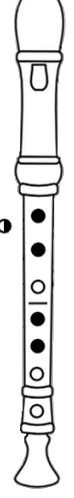


A



A[#]/ B^b



<p>B</p>  	<p>C</p>  	<p>C# / D\flat</p>  	<p>D</p>  	<p>D# / E\flat</p>  	<p>E</p>  	<p>F</p>  
<p>F# / G\flat</p>  	<p>G</p>  	<p>G# / A\flat</p>  	<p>A</p>  	<p>A# / B\flat</p>  	<p>B</p>  	<p>C</p> 